ALLEN COUNTY
THIRD DISTRICT COURT OF APPEALS BUILDING
1st FLOOR REMODEL
FOR
ALLEN COUNTY BOARD OF ELECTIONS

204 NORTH MAIN STREET
LIMA, OHIO 45801

COMMISSIONERS:
GREG SNEARY, JAY BEGG, CORY NOONAN

CODED NOTES – FLOOR PLAN:

1. EXISTING COLUMN WITH DRYWALL ENCLOSURE TO REMAIN.
2. REMOVE DOOR AND HARDWARE. OPENING AND FRAME TO REMAIN.
3. NEW DOOR OPENING TO BE PROVIDED IN EXISTING NON-BEARING METAL STUD / DRYWALL WALL. SEE DOOR DETAILS. REFINISH WALLS TO MATCH EXISTING ON BOTH SIDES.
4. PROVIDE 1" INSULATED METAL SKIN COMPOSITE PANEL ON INTERIOR SIDE OF FIXED GLASS WINDOW. STOP IN PLACE WITH CONTINUOUS STOPS SCREWED TO JAMBS. NEW WALL TO CLOSE TO BACK OF PANEL. INSTALL SOUND SEALANT BOTH SIDES OF JOINTS.
5. NEW COUNTERS AND CABINETS. REFER TO ELEVATIONS.

A. ADA / ACCESSIBLE HEIGHT COUNTER LOCATION.
B. BASE CAB 21" D WITH 22" DEEP COUNTER TOP. POSTAL MACHINE LOCATION SHOWN DASHED (BY COUNTY) – APPROX. 46"L x 19"D x 13"H.

6. EXISTING ADA COMPLIANT TOILET ROOMS INSTALLED IN 2018. NO NEW WORK.
7. MOVABLE VOTING TABLES LOCATIONS APPROXIMATELY SHOWN. RELOCATED BY COUNTY.
8. FILE CABINET LOCATIONS RELOCATED BY COUNTY.
9. EXISTING CUBICAL WORK STATIONS RELOCATED BY COUNTY. FIELD VERIFY DIMENSIONS PRIOR TO WORK.
10. COPIER LOCATION. RELOCATED BY COUNTY.
11. LOCATION OF VOTING PRINTERS ON MOVABLE CART. PROVIDED BY COUNTY.
12. BALLOT TABULATION ROOM. FURNISHING AND PRINTERS RELOCATED BY COUNTY.
13. FIXED GLASS WINDOW. SIZE 48" W x 48" H; SILL AT 36" AFF (VERIFY WITH TENANT). 1/4" GLASS. WOOD FRAME AND STOPS. SEE DETAIL AND ELEVATION.
14. CLEARANCE AT THIS LOCATION TO BE VERIFIED PRIOR TO CONSTRUCTION AND ORDERING MATERIALS. PLAN EXAMINER NOTE: THIS LOCATION WILL NOT MEET ADA REQUIREMENTS AND DOOR IS SIZE FOR MOVEMENT OF EQUIPMENT THROUGH. DOORS 04 AND 07 HAVE ADA COMPLAINT ACCESS.
15. EXISTING AUTO SLIDING DOORS WITH EGRESS COMPLIANT BREAK-AWAY SWING.
16. EXISTING ENTRY DOOR TO REMAIN. PROVIDE NEW ADA COMPLIANT HANDLE HARDWARE TO MATCH SPECIFIED NEW. POST DOOR WITH SIGNAGE FOR MAXIMUM OCCUPANCY OF 49 PERSONS AS APPROVED BY THE BUILDING AUTHORITY.

A. PLAN EXAMINER NOTE: MEETING ROOM HAS 3 DOORS BUT ONLY ONE EMERGENCY EGRESS EXIT FOR SECURITY REASONS. ROOM TO BE POSTED FOR MAXIMUM OCCUPANCY AS INDICATED IN NOTE 16.

PARTITIONS & FURRING ASSEMBLIES

TYPE A: WIDTH: 4-7/8". 3-5/8" 20GA METAL STUDS AT 16" C/C SPACING WITH 5/8" GYPSUM BOARD ON EACH SIDE. TOP OF WALL HEIGHT: 140" +/- AFF (TO UNDERSIDE OF EXISTING SUSPENDED CEILING). INSTALL 3" SAFB (SOUND) INSULATION IN ALL CAVITIES FULL HEIGHT.
- BRACE WALL TO STRUCTURE ABOVE WITH PAIRS OF DIAGONAL STUD BRACES AT MAXIMUM OF 6' C/C SPACING . REFER TO DETAILS & REFLECTED CEILING PLAN.
- PROVIDE CONTINUOUS HORIZONTAL BRIDGING CHANNELS AT 4' & 8' ABOVE FINISHED FLOOR.

TYPE A1: SAME AS TYPE A EXCEPT: DRYWALL IS NOT REQUIRED ON SIDE ADJACENT TO EXISTING WALL. PROVIDE BLOCKING BACK TO EXISTING WALL STUDS AT 4' & 8' ABOVE FINISHED FLOOR AND AT TOP OF WALL.

TYPE A2: SAME AS TYPE A EXCEPT THESE WALLS ARE EXISTING. NO NEW WORK.

TYPE A3: SAME AS TYPE A EXCEPT: NO SAFB INSULATION IS REQUIRED.

TYPE B: SAME AS TYPE A3 EXCEPT: WALL HEIGHT IN THESE PORTIONS IS TO BE 6'-0" TO TOP OF FINISHED 1" THICKNESS WOOD SILL. PROVIDE 1" WOOD SILL WITH 1-1/4" OVERHANGS BOTH SIDES. EASE ALL EDGES WITH 1/4" RADIUS.

TYPE C: EXISTING WALLS TO REMAIN. METAL STUD AND DRYWALL FINISH TYPICAL.

GENERAL NOTES:

1) ALL MATERIALS AND WORK TO BE PROVIDED IN ACCORDANCE WITH THE OHIO BUILDING CODE (2017), AND ALL, FEDERAL, STATE AND LOCAL CODES AS APPLICABLE. PERMITS SHALL BE APPLIED FOR, OBTAINED AND PAID FOR BY EACH CONTRACTOR AS REQUIRED TO MEET FEDERAL, STATE AND LOCAL REQUIREMENTS.
2) ALL MATERIALS AND LABOR TO BE PROVIDED / PERFORMED IN ACCORDANCE WITH THE MANUFACTURER'S WRITTEN INSTRUCTIONS AND APPROVAL; AND OTHERWISE BEST PRACTICED STANDARDS OF THE PROFESSIONS AND SHALL BE DONE BY WORKERS WITH GENERALLY NO LESS THAN 10 YEARS EXPERIENCE IN THE GIVEN WORK.
3) PROPOSALS BY SUBCONTRACTORS HAVE BEEN / WILL BE PROVIDED AND REVIEWED/ACCEPTED BY THE COUNTY PRIOR TO THIS SUBMITTAL. ALL INSURANCE, BONDS, LIABILITIES, GENERAL CONDITIONS AND WARRANTIES ARE THE RESPONSIBILITY OF THE COUNTY AND CONTRACTOR BASED ON THEIR NEGOTIATED AGREEMENTS.
4) IT IS THE RESPONSIBILITY OF THE CONTRACTOR(S) TO REVIEW THE EXISTING CONDITIONS PRIOR TO BIDDING. CONTRACTORS SHALL REVIEW ALL DRAWINGS AND SPECS IN THE SET FOR RELATED WORK AND SHALL PROVIDE AS REQUIRED.
5) ALL BUILDING DIMENSIONS, ELEVATIONS AND GENERAL REQUIREMENTS ARE TO BE VERIFIED PRIOR TO CONSTRUCTION OF RELATED WORK. IF DISCREPANCIES, OMISSIONS OR ERRORS EXIST IN THE DOCUMENTS; CONTRACTOR SHALL REPORT TO ARCHITECT TO RESOLVE PRIOR TO CONSTRUCTION OF RELATED WORK.
6) ALL WORK BETWEEN THE SUBCONTRACTORS IS TO BE COORDINATED BY THE GENERAL CONTRACTOR PRIOR TO INSTALLATION OF WORK AND ORDERING OF MATERIALS.
7) ALL MATERIALS AND LABOR TO BE PROVIDED / PERFORMED IN ACCORDANCE WITH THE BEST PRACTICED STANDARDS OF THE PROFESSIONS AND SHALL BE DONE BY WORKERS WITH GENERALLY NO LESS THAN 5 YEARS EXPERIENCE IN THE GIVEN WORK.
8) ALL ADDITIONAL ITEMS OF HARDWARE AND MISCELLANEOUS ACCESSORIES FOR A COMPLETE INSTALLATION ARE TO BE PROVIDED AS A PART OF BASE BID.
9) ALL PRODUCTS AND MATERIALS TO BE SUBMITTED FOR REVIEW AND APPROVAL, PRIOR TO ORDERING.
10) ALL OPENINGS AND HOLES ARE TO BE COORDINATED BY THE CONTRACTORS. DEMOLITION WORK ITEMS LEAVING HOLES, OPENINGS AND DISTURBED SURFACES ARE TO BE IN-FILLED /PATCHED AND REPAIRED TO MEET THE EXISTING CONDITIONS.

BID SET

REVISIONS	BY
7-11-2019	

DOCUMENT INDEX:
EACH CONSULTANT INDICATED BELOW SHALL BE THE PROFESSIONAL OF RECORD FOR THEIR PORTIONS OF THE PROJECT DESIGN WORK.

ARCHITECTURAL: SUBMITTED & SEALED BY: MARK LECKY ARCHITECTS, LLC.
1. TITLE SHEET, LOCATION PLAN, FLOOR PLAN, NOTES
2. REFLECTED CEILING PLAN, SCHEDULES, INTERIOR ELEVATIONS & DETAILS

MP-1 MECHANICAL & PLUMBING: SUBMITTED & SEALED BY: OWNER'S CONSULTANT/CONTRACTOR

E-1 ELECTRICAL: SUBMITTED & SEALED BY: OWNER'S CONSULTANT/CONTRACTOR

FIRE SPRINKLER NOTE: SYSTEM TO BE MODIFIED. DESIGN DRAWINGS SHALL BE SUBMITTED TO THE BUILDING AUTHORITY FOR APPROVAL SEPARATE FROM THESE DOCUMENTS.

FIRE ALARM SYSTEM NOTE: SYSTEM TO BE MODIFIED. DESIGN DRAWINGS SHALL BE SUBMITTED TO THE BUILDING AUTHORITY FOR APPROVAL SEPARATE FROM THESE DOCUMENTS.

SCOPE OF WORK:
ALTERATION TO PROVIDE OFFICE SPACE FOR COUNTY BOARD OF ELECTIONS IN FORMER LAW LIBRARY SPACE.

OHIO BUILDING CODE (2017 RELEASE) INFORMATION:
PREVIOUS PERMITS: ENTRY VESTIBULE #2017 005326 & NEW TOILET ROOMS #2018 004698.

1. USE GROUP: B / A3 . NO CHANGE.
2. TYPE OF CONSTRUCTION: 2B. NO CHANGES TO THE EXISTING CONSTRUCTION.

A. EXISTING NUMBER OF STORIES - 3
B. EXISTING HEIGHT - APPROXIMATELY 50' +/- MEAN HEIGHT OF ROOF.

3. AREA OF WORK: APPROXIMATELY 4,000 SF.
4. OCCUPANCY LOAD (PER TABLE 1004.1.2): TOTAL 87
   LOBBY – 182 NSF / 5 = 32
   BUSINESS AREAS – 1900 GSF / 100 = 19
   EQUIPMENT ROOM – 806 GSF / 300 = 3
   MEETING ROOM – 458 NSF / 15 (TABLES & CHAIRS) = 33 (POST AT 49 MAXIMUM)
5. EXITS:
   LOBBY & BUSINESS AREAS – OCCUPANT LOAD 51, 2 MEANS OF EGRESS PROVIDED.
   EQUIPMENT ROOM – DOUBLE KEYED LOCKED SECURE WITH SIMULTANEOUS RETRACTABLE EGRESS HARDWARE. 2 MEANS OF EGRESS.
   MEETING ROOM – 49 MAXIMUM OCCUPANTS POSTED. 1 MEANS OF EGRESS.
6. SEPARATIONS: NO CHANGE TO EXISTING.
7. FIRE SPRINKLER PROTECTION: EXISTING FIRE PROTECTION SYSTEM TO REMAIN AND BE MODIFIED FOR NEW WORK. ADD HEADS TO NEW AREA, EXTENDED FROM EXISTING SYSTEM. **FIRE PROTECTION SUBCONTRACTOR TO SUBMIT.**
8. FIRE ALARM: EXISTING SYSTEM TO REMAIN AND BE MODIFIED FOR NEW WORK. **FIRE ALARM SUBCONTRACTOR TO SUBMIT.**
9. EMERGENCY EGRESS EXITS AND LIGHTING: EXISTING MAINTAINED AND FIXTURES ADDED FOR NEW WORK.
7. MECHANICAL/PLUMBING: TIE INTO AND MODIFY EXISTING LOCAL MECHANICAL AND PLUMBING.
8. ELECTRICAL: REPLACE AND ADD NEW LIGHTING AND POWER TO ACCOMMODATE NEW WORK.
9. ADA REQUIREMENTS: BUILDING IS CURRENTLY ACCESSIBLE PER WORK IN PAST PROJECTS. EXISTING TOILET ROOMS ARE IN COMPLIANCE WITH ANSI 117.1 PER 2018 PROJECT. NEW PATHS OF TRAVEL, DOORS AND HARDWARE ARE PROVIDED IN COMPLIANCE WITH ANSI 117.1.

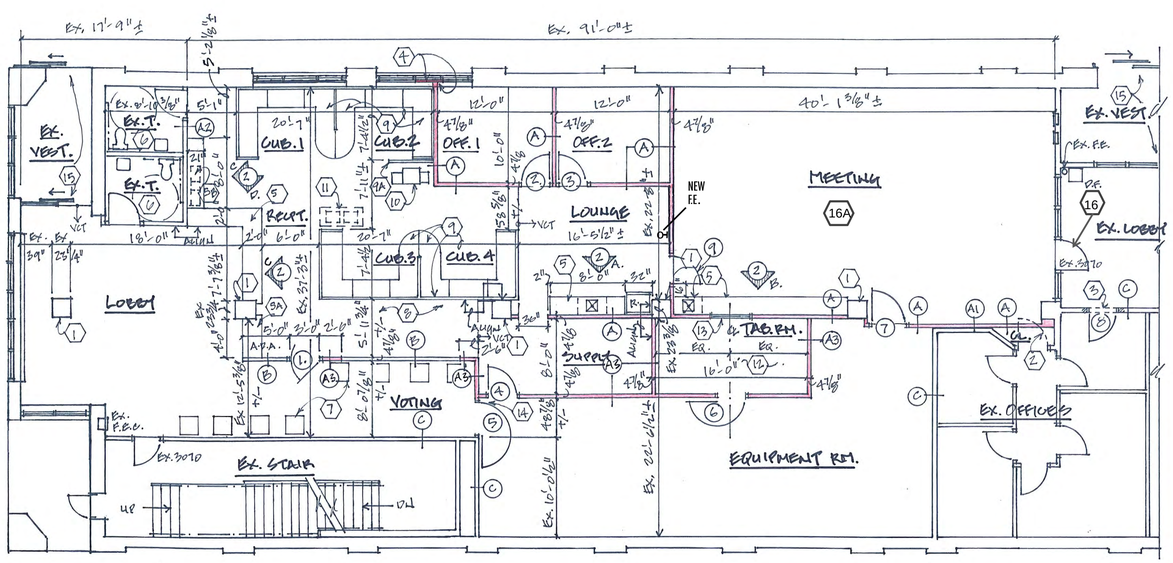

1ST FLOOR PLAN
1/8" = 1'
N

LOCATION MAP

SITE PLAN

ALLEN COUNTY THIRD DISTRICT COURT OF APPEALS BUILDING
BOARD OF ELECTIONS
PARTIAL FIRST FLOOR REMODEL
204 NORTH MAIN STREET LIMA, OHIO 45801

MARK LECKY ARCHITECTS, LLC
Architects/Planners

668 S. Ninth ST.
Columbus, Ohio
43206
Tel
614 - 621 - 9334
E Mail
lecky@mlarchs.com

STATE OF OHIO MARK D. LECKY 10102 REGISTERED ARCHITECT

DATE 03-21-2019
SCALE
DRAWN
JOB 19.03
SHEET 1

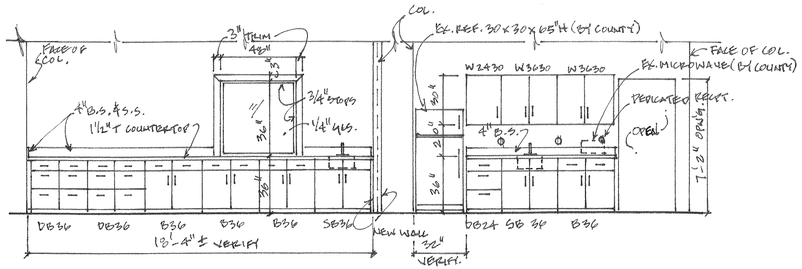

ELEV. B
1/4" = 1'
ALT. G-02

ELEV. A
1/4" = 1'
ALT. G-01

CODED NOTES – REFLECTED CLG. PLAN (SHT. 2)

1. EXISTING BOX LIGHTS TO BE REMOVED INCLUDING SUSPENDED CABLE SUPPORTS. REFER TO SHEET E1. PROVIDE NEW MODIFICATIONS TO EXISTING CEILING GRID TO ADD FRAMING T'S.

A. NEW LOCATIONS OF LAY-IN LIGHT FIXTURES. PROVIDE NEW MODIFICATIONS TO EXISTING CEILING GRID TO REMOVE FRAMING T'S AND TO PROVIDE MATCHING CEILING TILE.

2. EXISTING LINEAR DIFFUSERS TO BE REMOVED. REFER TO SHEET MP1. MODIFY / REPAIR CEILING GRID AND PROVIDE REPLACEMENT TILES TO MATCH EXISTING.
3. TYPICAL LOCATIONS OF EXISTING LINEAL DIFFUSERS.

A. TYPICAL LOCATIONS OF NEW R.A. & S.A. DIFFUSERS. SALVAGE CEILING TILE FOR RE-USE.

4. NEW LIGHT LOCATIONS TYPICAL.
5. NEW WALLS TO EXTEND TO UNDERSIDE OF CEILING GRID. PROVIDE BRACING AS INDICATED IN "TOP OF WALL BRACING" DETAIL THIS SHEET. MODIFY CEILING TILE TO ACCOMMODATE NEW WORK AS REQUIRED.

GENERAL NOTES:

1. EXISTING CEILING GRID AND TILE TO REMAIN. PROVIDE MATCHING NEW AS REQUIRED TO ACCOMMODATE NEW WORK. TILES IN EQUIPMENT ROOM MAY BE REMOVED AND SALVAGED FOR REPLACEMENT IN OTHER AREAS OF THE PROJECT AND ALL NEW TILES INSTALLED IN THIS ROOM. COORDINATE WITH OWNER AND PROVIDE SAMPLES OF MATCH MATERIALS FOR APPROVAL.

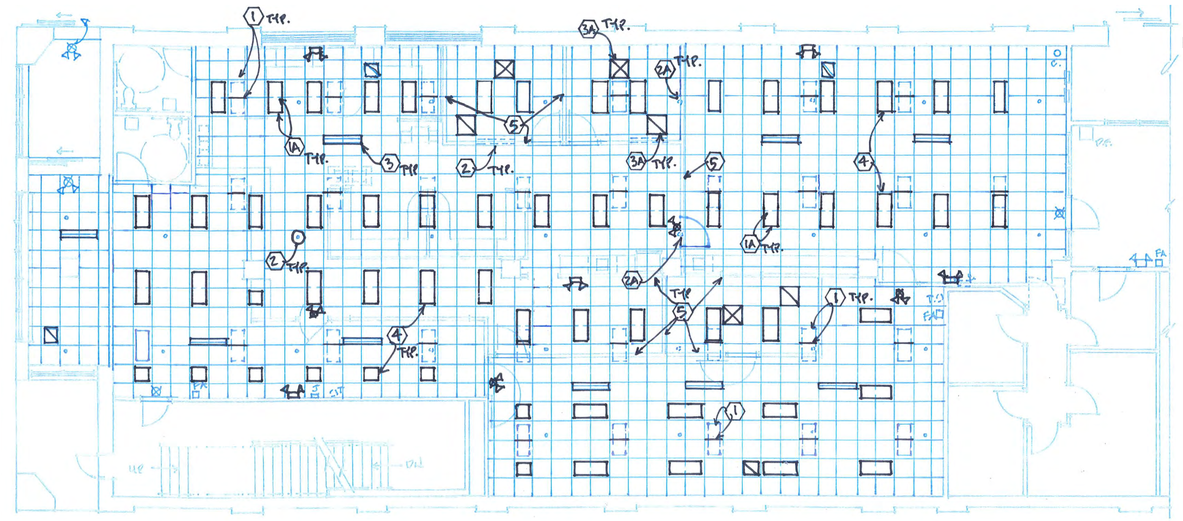

REFLECTED CLG - 1ST FLR PLAN
1/8" = 1'

N

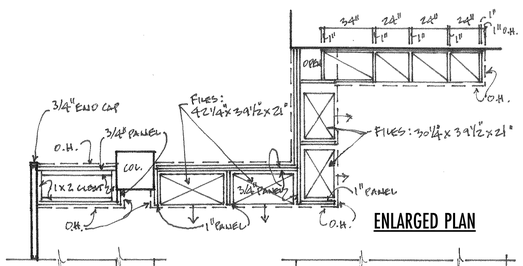

ENLARGED PLAN

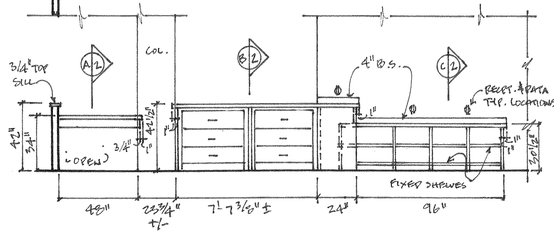

ELEV. C
1/4" = 1'

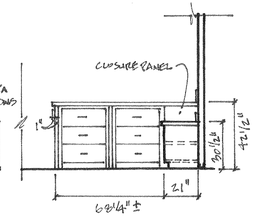

ELEV. D
1/4" = 1'

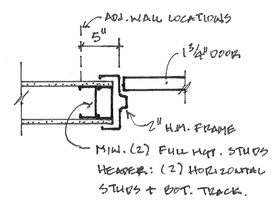

FRAME DETAIL 1

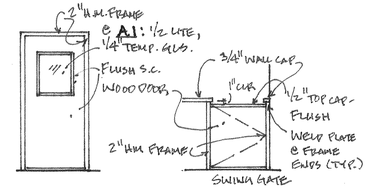

DOOR ELEV. A

DOOR ELEV. B

DOOR SCHEDULE

DOOR #	SIZE	DOOR TYPE NOTE 2	FRAME TYPE	ELEVATION	DETAILS	RATING	HWD SET	NOTES
01	GATE 36"Wx40-3/4"H*+/-	SC WOOD	HM	B	1	0	01	VERIFY HEIGHT IN FIELD
02	3070	SC WOOD	HM	A1	1	0	02	WITH 1/2 LITE
03	3070	SC WOOD	HM	A1	1	0	02	WITH 1/2 LITE
04	3070	SC WOOD	HM	A	1	0	03	
05	3670	SC WOOD	HM	A	1	0	03	
06	3070	SC WOOD	HM	A	1	0	03	
07	3670	SC WOOD	HM	A	1	0	03	
08	3070	SC WOOD	HM	A	1	0	02	
09	3070	SC WOOD	HM	A	1	0	02 NOTE 1	

NOTES:

NOTE 1 - KEY SIDE OF DOOR TO BE ON "MEETING ROOM" SIDE. EGRESS TO MEETING ROOM FROM B.O.E. SPACE.
NOTE 2 - DOORS TO BE FLUSH FACE, BIRCH VENEER TO MATCH EXISTING. STAIN AND FINISH TO MATCH AS DIRECTED BY COUNTY.

LEGEND:

EX. EXISTING
SC SOLID CORE
HM HOLLOW METAL

DOOR HARDWARE:

1. HARDWARE TO MATCH EXISTING BUILDING HARDWARE. VERIFY.
   - MEDIUM DUTY, CYLINDRICAL LOCKSETS. ADA COMPLIANT LEVERS. POLISHED BRASS FINISH.
   - HINGES: HEAVY DUTY, 4-1/4" X 4-1/2", POLISHED BRASS FINISH.
2. PROVIDE KEYING AS APPROVED BY THE COUNTY.

SET 01: (2) DOUBLE-ACTING SPRING HINGES.
SET 02: (3) HINGES, OFFICE LOCKSET; WALL STOP.
SET 03: (3) HINGES, DOUBLE SECURITY KEY LOCKSET; WALL STOP.

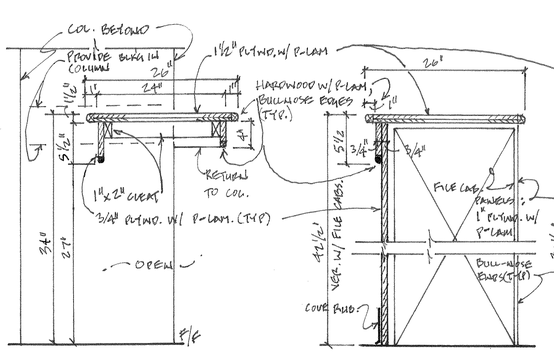

A/2 DETAIL - ADA COUNTER
1"=1'

B/2 DETAIL - COUNTER
1"=1'

C/2 DETAIL - COUNTER
1"=1'

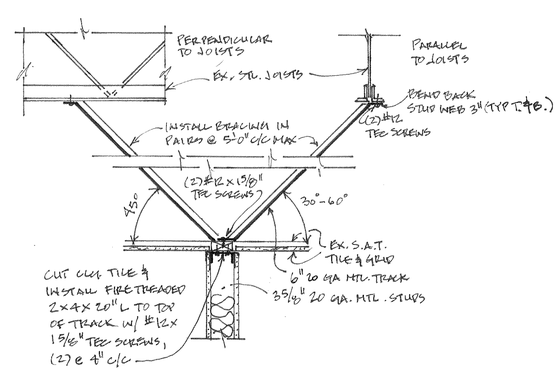

DETAIL - TOP OF WALL BRACING
1"= 1'

FINISHES SCHEDULE

ROOM	FLOOR	BASE	WALLS	CEILINGS	NOTES
EX. VESTIBULE, EX. TOILET RMS & EX. STAIR	EX	EX	EX	EX	NO NEW WORK
LOBBY	VCT – REMOVE CARPET	4" RUBBER – NEW & REPLACE EXISTING	PAINTED DRYWALL	EX SAT TO BE MODIFIED. (NOTE 1)	
RECEPTION & OPEN OFFICE AREAS.	CARPET - REPLACE	4" RUBBER – NEW & REPLACE EXISTING	PAINTED DRYWALL, NEW AND EX	EX SAT TO BE MODIFIED. (NOTE 1)	
VOTING	VCT – REMOVE CARPET	4" RUBBER – NEW & REPLACE EXISTING	PAINTED DRYWALL, NEW AND EX	EX SAT TO BE MODIFIED. (NOTE 1)	
OFFICES 1 & 2	CARPET - REPLACE	4" RUBBER – NEW & REPLACE EXISTING	PAINTED DRYWALL, NEW AND EX	EX SAT TO BE MODIFIED. (NOTE 1)	
LOUNGE	VCT – REMOVE CARPET	4" RUBBER	PAINTED DRYWALL	EX SAT TO BE MODIFIED. (NOTE 1)	
SUPPLY	VCT – REMOVE CARPET	4" RUBBER	PAINTED DRYWALL	EX SAT TO BE MODIFIED. (NOTE 1)	
TABULATION RM	VCT – REMOVE CARPET	4" RUBBER	PAINTED DRYWALL	EX SAT TO BE MODIFIED. (NOTE 1)	
EQUIPMENT RM	VCT – REMOVE CARPET	4" RUBBER – NEW & REPLACE EXISTING	PAINTED DRYWALL, NEW AND EX	EX SAT TO BE MODIFIED. (NOTE 1)	
MEETING	CARPET - REPLACE	4" RUBBER – NEW & REPLACE EXISTING	PAINTED DRYWALL, NEW AND EX	EX SAT TO BE MODIFIED. (NOTE 1)	
EX. OFFICES & EX LOBBY	REPAIR CARPET AT NEW WORK AREAS	NEW MATCHING BASE AT NEW WORK WALLS	PAINT ALL WALLS HAVING NEW WORK	MODIFY EXISTING SAT AS REQUIRED	

SCHEDULE NOTES:

NOTE 1. EXISTING CEILING HEIGHT AT 135" AFF +/-. PROVIDE MATCHING NEW CEILING TILES AS REQUIRED. SALVAGE AND RE-USE EXISTING TILES IN GOOD CONDITION AS AVAILABLE. MODIFY GRID FOR NEW WALLS WORK. EXISTING GRID TO REMAIN. USE TILES IN THE EQUIPMENT ROOM FOR REPLACEMENT PURPOSES WHERE NEEDED TO MATCH EXISTING EXACTLY. COORDINATE EXISTING AND REPLACEMENT APPEARANCE WITH COUNTY.

LEGEND:

AFF ABOVE FINISHED FLOOR
CONC CONCRETE
SAT SUSPENDED ACOUSTIC TILE CEILING (SEE SPEC SECTION 09510)
EX. EXISTING
VCT VINYL COMPOSITE TILE (SEE SPEC SECTION 09650)

REVISIONS	BY
BID SET 7-11-2019	

ALLEN COUNTY THIRD DISTRICT COURT OF APPEALS BUILDING
BOARD OF ELECTIONS
PARTIAL FIRST FLOOR REMODEL
204 NORTH MAIN STREET LIMA, OHIO 45801

MARK LECKY ARCHITECTS, LLC
Architects/Planners

668 S. Ninth ST.
Columbus, Ohio
43206
Tel
614 - 621 - 9334
E Mail
lecky@mlarchs.com

STATE OF OHIO
MARK D. LECKY
10742
REGISTERED ARCHITECT

DATE 03-21-2019
SCALE
DRAWN
JOB 19.03
SHEET 2

CODED NOTES – MECHANICAL PLAN (SHT. MP-1):

1. RELOCATE EXISTING S/A BRANCH RUN. REMOVE EXISTING LINEAR DIFFUSER AND PROVIDE NEW 2'X2' DROP-IN.
2. ADD R/A GRILLE TO EXISTING CEILING.
3. ADD S/A DIFFUSER & DUCTWORK.
4. ADD R/A GRILLE TO EXISTING CEILING.
5. RELOCATE THERMOSTAT.
6. EXISTING THERMOSTAT TO REMAIN.
7. REPLACE EXISTING WATER SOURCE HEAT PUMP & FAN COIL WITH LIKE-KIND, TRANE UNIT, MODEL WPHCO6045R4015TL. (NOT IN CONTRACT; TO BE INSTALLED BY COUNTY).
8. RELOCATE EXISTING R/A GRILLE.

VENTILATION:

- REUSE EXISTING VENTILATION SYSTEM. EXISTING UNIT LOCATED IN 3RD FLOOR MEZZANINE. THIS UNIT PROVIDES DUCT VENTILATION AIR TO ALL WATER SOURCE HEAT PUMPS THROUGHOUT THE ENTIRE BUILDING.

GENERAL MECHANICAL NOTES:

1. MECHANICAL CONTRACTOR SHALL REVIEW THE SITE PRIOR TO BIDDING TO CONFIRM THE EXISTING CONDITIONS AND RELATED NEW WORK CONDITIONS. NO ADDED COSTS WILL BE PAID BY THE COUNTY FOR THE CONTRACTOR'S FAILURE TO THOROUGHLY REVIEW THE WORK AND CONDITIONS.
2. MECHANICAL CONTRACTOR TO PROVIDE DESIGN-BUILD SERVICES FOR ALL MECHANICAL AND GAS PIPING WORK. DESIGN TO BE BASED ON PRELIMINARY PLANNING INDICATED ON THE DRAWINGS AND SHALL BE MODIFIED AS REQUIRED FOR COMPLIANCE WITH THE CURRENT ADOPTED MECHANICAL, PLUMBING AND BUILDING CODES. PROVIDE DRAWINGS AND ADDITIONAL DESIGN INFORMATION AS REQUIRED BY THE BUILDING AUTHORITY.
3. PERMITS: MECHANICAL CONTRACTOR SHALL PROVIDE ALL SUBMITTAL DOCUMENTS, SUBMIT AND PAY FOR ALL REQUIRED MECHANICAL PERMITS.
4. DUCTWORK AND TRANSITIONS SHALL BE STANDARD GALVANIZED STEEL WITH INSULATION JACKET.
5. PROVIDE TAGS/LABELS FOR SERVICE WORK ON INSIDE COVERS OF ALL EQUIPMENT WITH DATE AND SERVICES PREFORMED, AND COMPANY INFORMATION. LABEL CEILINGS AT LOCATIONS OF ABOVE EQUIPMENT.
6. REVIEW AND CAP ALL EXISTING AND NEW TERMINATIONS AT ABANDONED WORK LOCATIONS.
7. REPAIR, REPLACE AND/OR TERMINATE ALL NON-CODE COMPLIANT MECHANICAL AND RELATED PLUMBING WORK IN THE PROJECT AREAS. REMOVE ABANDONED ITEMS, REPLACE STRAPPING, TIES AND ANCHORS AS NEEDED. INSPECT FOR LEAKS, CHECK ALL CONNECTIONS AND TIGHTEN/REPLACE AS NEEDED. SEAL OPENINGS IN DUCTWORK AND MISCELLANEOUS PENETRATIONS.
8. ALL EXISTING AND NEW PENETRATIONS OF MECHANICAL AND RELATED PLUMBING WORK IN THE PROJECT AREAS SHALL BE PATCHED AND REPAIRED BY THE MECHANICAL CONTRACTOR. FIRE STOP ALL EXISTING AND NEW PENETRATIONS IN WALLS, CEILINGS AND FLOORS USING MEANS APPROVED BY THE LOCAL INSPECTOR(S). REFER TO SPEC SECTION 07840.
9. CONTRACTOR TO PROVIDE SERVICE AND EQUIPMENT TESTING AND START UP.

GENERAL PLUMBING NOTES:

1. PLUMBING CONTRACTOR SHALL REVIEW THE SITE PRIOR TO BIDDING TO CONFIRM THE EXISTING CONDITIONS AND RELATED NEW WORK CONDITIONS. NO ADDED COSTS WILL BE PAID BY THE COUNTY FOR THE CONTRACTOR'S FAILURE TO THOROUGHLY REVIEW THE WORK AND CONDITIONS.
2. PLUMBING CONTRACTOR TO PROVIDE DESIGN-BUILD SERVICES FOR ALL SANITARY & WATER PIPING WORK. DESIGN TO BE BASED ON PRELIMINARY PLANNING INDICATED ON THE DRAWINGS AND SHALL BE MODIFIED AS REQUIRED FOR COMPLIANCE WITH THE CURRENT ADOPTED PLUMBING AND BUILDING CODES. PROVIDE DRAWINGS AND ADDITIONAL DESIGN INFORMATION AS REQUIRED BY THE BUILDING AUTHORITY.
3. PERMITS: PLUMBING CONTRACTOR SHALL PROVIDE ALL SUBMITTAL DOCUMENTS, SUBMIT AND PAY FOR ALL REQUIRED PLUMBING PERMITS.
4. ALL FIXTURES, FAUCETS AND HARDWARE ARE TO BE SELECTED TO BEST ACCOMMODATE THE EXISTING CONDITIONS AND SHALL BE HANDICAP ACCESSIBLE. PRODUCTS SHALL BE COMMERCIAL GRADE BY AMERICAN STANDARD, KOHLER OR EQUAL. SUBMIT CATALOG INFORMATION AND SPECS FOR FINAL APPROVAL BY THE COUNTY.
5. PROVIDE FOR ADA COMPLIANT INSULATION FOR ALL EXISTING AND NEW EXPOSED PIPING BELOW LAVATORIES. COORDINATE CASEWORK COVERING WITH COUNTY.
6. PROVIDE NEW, STOP VALVES AND FLEXIBLE STAINLESS STEEL BRADED HOSES, AT ALL WATER PIPING TO FIXTURES.
7. REPAIR, REPLACE AND/OR TERMINATE ALL NON-CODE COMPLIANT PLUMBING WORK IN THE PROJECT AREAS. REMOVE ABANDONED ITEMS BACK TO SOURCE(S). INSPECT FOR LEAKS, CHECK ALL CONNECTIONS AND TIGHTEN/REPLACE AS NEEDED.
8. ALL WATER PIPING SHALL BE COPPER WITH CONTINUOUS SEALED INSULATION JACKET.
9. ALL EXISTING AND NEW PENETRATIONS OF PLUMBING WORK IN THE PROJECT AREAS SHALL BE PATCHED AND REPAIRED BY THE PLUMBING CONTRACTOR. FIRE STOP ALL EXISTING AND NEW PENETRATIONS IN WALLS, CEILINGS AND FLOORS USING MEANS APPROVED BY THE LOCAL INSPECTOR(S). REFER TO SPEC SECTION 07840.

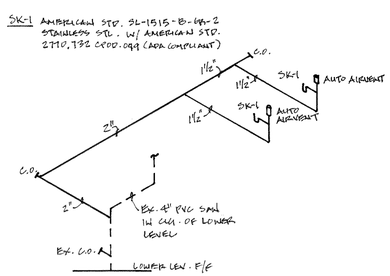

SANITARY
N.T.S.

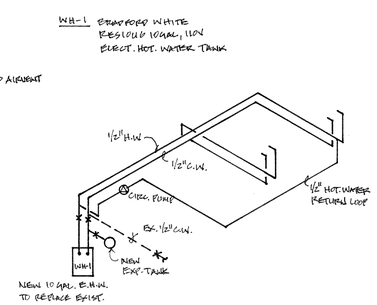

WATER ISO
N.T.S.

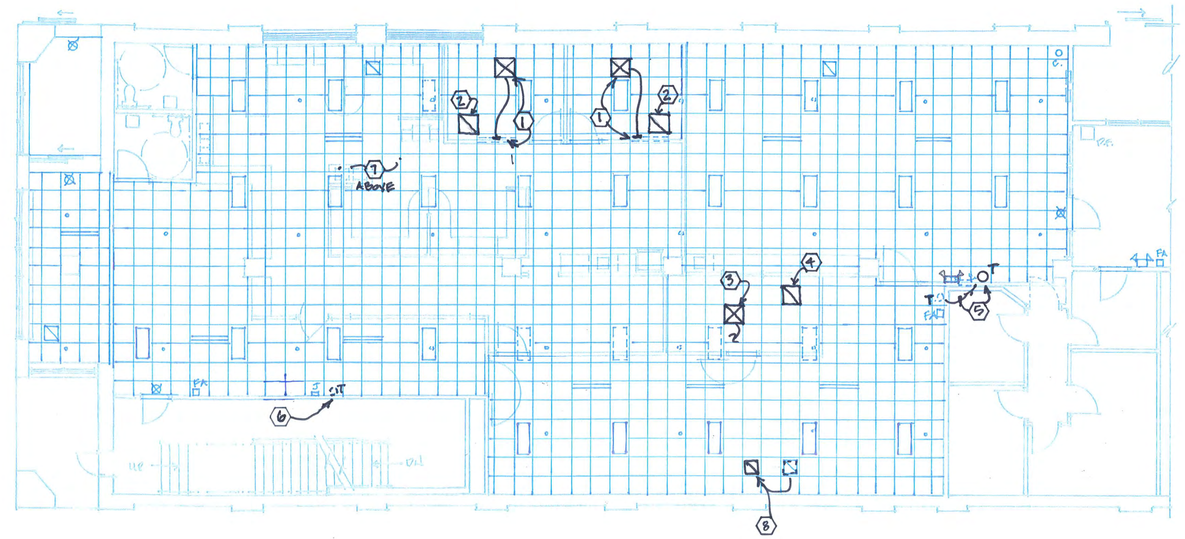

MECHANICAL - 1ST FLR PLAN
1/8" = 1'

N

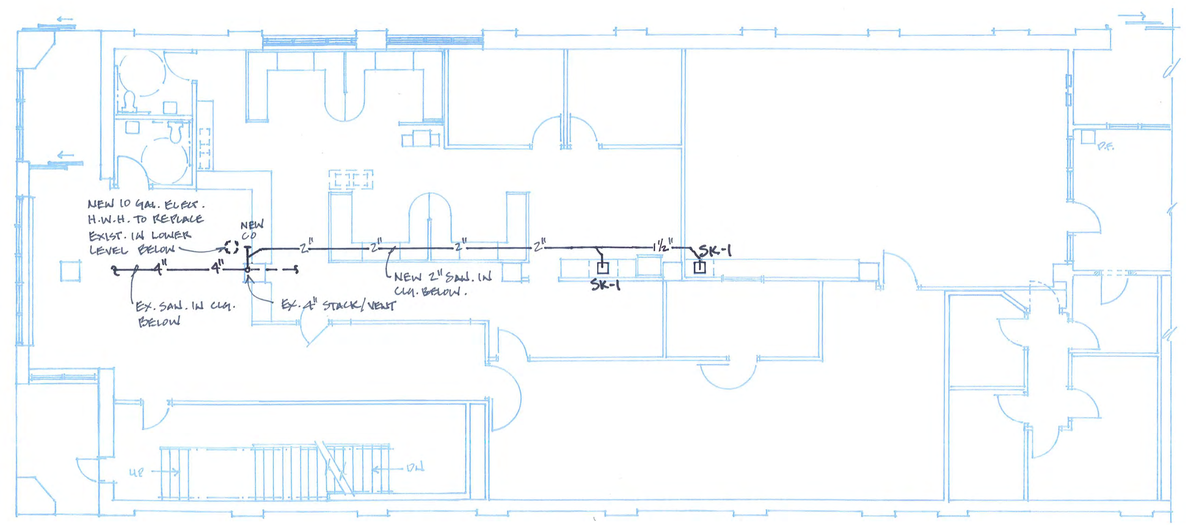

PLUMBING - 1ST FLR PLAN
1/8" = 1'

N

BID SET

REVISIONS	BY
7-11-2019	

ALLEN COUNTY THIRD DISTRICT COURT OF APPEALS BUILDING
BOARD OF ELECTIONS
PARTIAL FIRST FLOOR REMODEL
204 NORTH MAIN STREET LIMA, OHIO 45801

ATR CONTRACTORS
18996 STATE ROUTE 66 N.
DELPHOS, OH 45833
419-692-5016

STATE OF OHIO
FRANK V. RAZINGER III
E-71917
REGISTERED PROFESSIONAL ENGINEER

DATE 03-21-2019
SCALE
DRAWN
JOB 19.03
SHEET
MP1

GENERAL ELECTRICAL NOTES:

1. ELECTRICAL CONTRACTOR SHALL REVIEW THE SITE PRIOR TO BIDDING TO CONFIRM THE EXISTING CONDITIONS AND RELATED NEW WORK CONDITIONS. NO ADDED COSTS WILL BE PAID BY THE COUNTY FOR THE CONTRACTOR'S FAILURE TO THOROUGHLY REVIEW THE WORK AND CONDITIONS.
2. ELECTRICAL CONTRACTOR TO PROVIDE DESIGN-BUILD SERVICES FOR ALL ELECTRICAL WORK. DESIGN TO BE BASED ON PRELIMINARY PLANNING INDICATED ON THE DRAWINGS AND SHALL BE MODIFIED AS REQUIRED FOR COMPLIANCE WITH THE CURRENT ADOPTED NATION ELECTRIC CODE AND BUILDING CODE. PROVIDE SEALED DRAWINGS AS REQUIRED BY THE BUILDING AUTHORITY.
3. PANELS: EXISTING ELECTRICAL PANELS IN AREAS ARE INDICATED ON THE PLANS AND ARE CURRENTLY SERVING THESE AREAS. RE-WIRE AND PROVIDE NEW CIRCUIT BREAKERS IN THE PANELS AS REQUIRED FOR THE NEW WORK. PROVIDE A PRELIMINARY ELECTRICAL PANEL SCHEDULE AND LOAD CALCULATIONS FOR REVIEW. ELECTRICAL CONTRACTOR TO REVIEW AND TEST EXISTING AND FINAL LOADS AND PROVIDE A REPORT AT THE CONCLUSION OF WORK FOR THE INSPECTORS REVIEW AND APPROVAL. REPLACE AND PROVIDE NEW CIRCUIT LABELING CARD ATTACHED TO THE INSIDE COVER, TYPE LETTERING.
4. FIRE ALARM SYSTEM: THE EXISTING SYSTEM SHALL BE REVIEWED AND MODIFIED AS REQUIRED TO ACCOMMODATE NEW WORK. THE ELECTRICAL CONTRACTOR AND COUNTY'S SUBCONTRACTOR SHALL PROVIDE ALL REQUIRED PROFESSIONALLY PREPARED DRAWINGS / DOCUMENTS, SUBMITTALS AND PERMITS FOR THE SYSTEM ALTERATIONS WORK AS REQUIRED BY THE STATE OF OHIO. ALL NEW DEVICES SHALL BE PROVIDED AND INSTALLED AS REQUIRED AS A PART OF THIS CONTRACTOR'S WORK. COMPONENTS SHALL MATCH THE EXISTING SYSTEM.
5. EMERGENCY LIGHTING / EXIT SYSTEM: THE CONTRACTOR SHALL PROVIDE FOR ALL RE-WORKING, TESTING, AND REPLACEMENT OF NON-WORKING DEVICES AND FOR THE ADDITIONAL OF ALL NEW DEVICES FOR A COMPLETE SYSTEM IN ACCORDANCE WITH THE OHIO BUILDING CODE AND THE N.E.C. THE EXISTING AND NEW EMERGENCY EGRESS LIGHTING HAS BEEN SHOWN ON THE DRAWINGS BUT SHALL BE REVIEWED AND ADDITIONAL DEVICES PROVIDED TO MEET THE INSPECTOR'S FINAL APPROVAL. ALL NEW DEVICES SHALL MATCH (SIMILARLY) THE EXISTING.
6. ALL NEW CONDUIT WORK SHALL BE REVIEWED IN THE FIELD BY THE ARCHITECT AND/OR COUNTY. NEW WORK SHALL BE RUN TO CONCEALED FROM VIEW AS BEST POSSIBLE WITHOUT PROVISION FOR ARCHITECTURAL ENCLOSURES (OTHER THAN AS INDICATED ON THE DRAWINGS).
7. EXISTING COMMUNICATIONS AND DATA SYSTEMS SHALL BE REVIEWED BY THE CONTRACTOR PRIOR TO BID. ALL NEW WORK SHALL BE PROVIDED AND INSTALLED TO MATCH THE EXISTING SYSTEMS. COORDINATE WITH THE COUNTY'S I.T. PERSONNEL.
8. LIGHT FIXTURE CATALOG INFORMATION / SPECIFICATIONS SHALL BE PROVIDED BY THE CONTRACTOR FOR APPROVAL BY THE COUNTY. THE CONTRACTOR SHALL REVIEW THE WIRING REQUIREMENTS AND GENERAL INSTALLATION INSTRUCTIONS FOR CONFORMITY TO THE PROJECT SITE CONDITIONS PRIOR TO SUBMITTALS.
9. REPAIR, REPLACE AND/OR TERMINATE ALL NON-CODE COMPLIANT ELECTRICAL WORK IN THE PROJECT AREAS. REMOVE ABANDONED ITEMS BACK TO SOURCE(S). CHECK ALL CONNECTIONS AND TIGHTEN/REPLACE WIRE NUTS AND GROUNDS. INSTALL COVER PLATES AND BOX COVERS AS NEEDED.
10. ALL EXISTING AND NEW PENETRATIONS OF ELECTRICAL WORK IN THE PROJECT AREAS SHALL BE PATCHED AND REPAIRED BY THE ELECTRICAL CONTRACTOR. FIRE STOP ALL EXISTING AND NEW PENETRATIONS IN WALLS, CEILINGS AND FLOORS USING MEANS APPROVED BY THE LOCAL INSPECTOR(S). REFER TO SPEC SECTION 07840.
11. OFFICE COMPUTERS DEVICES: PROVIDE COMMERCIAL GRADE SURGE PROTECTION TYPE RECEPTACLES AT ALL COMPUTER LOCATIONS (COMPUTER STATIONS, OFFICE WORK STATIONS, RECEPTION DESKS AND PUBLIC COMPUTER TERMINALS). PROVIDE REPLACEMENT AT EXISTING RECEPTACLE LOCATIONS.

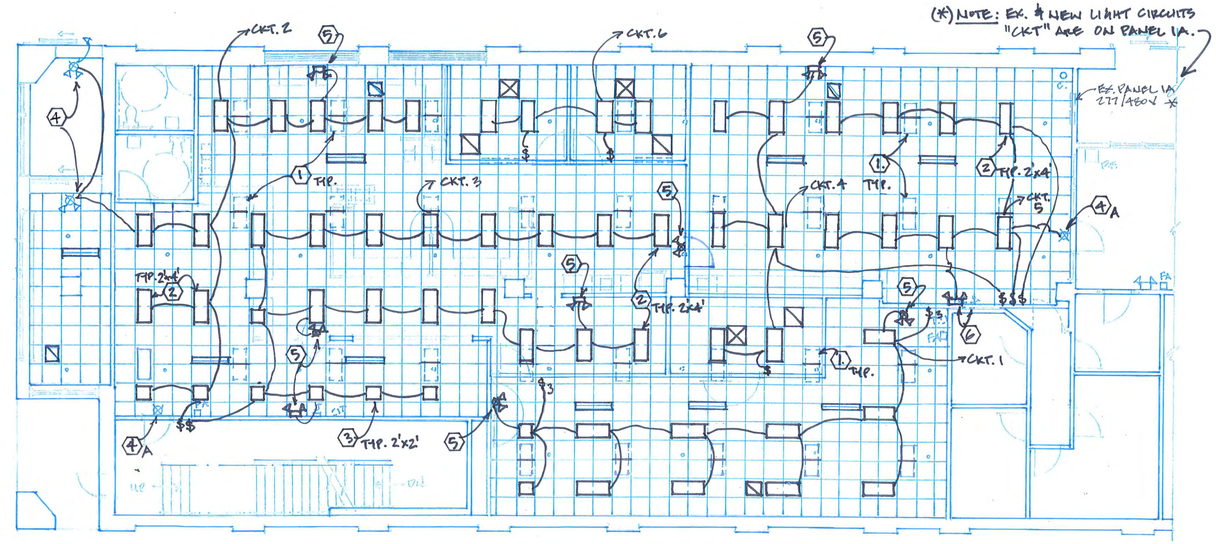

FIRST FLOOR PLAN - ELECT. LIGHTING & E.M.

1/8" = 1'

N

CODED NOTES – ELECTRICAL LIGHTING & EM FIXTURE PLAN (SHT. E-1):

1. EXISTING SUSPENDED H.I.D. BOX LIGHTS TO BE REMOVED. TYPICAL. RE-WIRE AS REQUIRED TO ACCOMMODATE NEW WORK.
2. NEW 2'x4' LAY-IN FIXTURES TO BE INSTALLED IN EXISTING CEILING GRID SYSTEM. LIGHTS TO BE L.E.D., 277/480V. APPROXIMATE AMPERAGE IS 0.1a.
3. SAME AS NOTE 2 EXCEPT LIGHTS TO BE 2'X2' IN SIZE.
4. EXISTING EXIT SIGN / EMERGENCY LIGHTING FIXTURES TO BE REVIEWED FOR OPERATION. REPLACE WITH NEW LED FIXTURES AS REQUIRED TO ACCOMMODATE NEW EM WORK REQUIREMENTS. ALL FIXTURES SHALL BE WIRED AHEAD OS LOCAL ROOM SWITCHING AS REQUIRED BY THE BUILDING AND NEC CODES.

A. SAME AS NOTE 4 EXCEPT, EXISTING EXIT SIGN (ONLY).

5. NEW EMERGENCY EXIT AND LIGHTING FIXTURES, LED, 277/480V COMPATIBLE. PROVIDE FIXTURE CATALOG INFORMATION FOR SUBMITTAL TO BUILDING DEPARTMENT AS REQUIRED. ALL FIXTURES SHALL BE WIRED AHEAD OS LOCAL ROOM SWITCHING AS REQUIRED BY THE BUILDING AND NEC CODES.

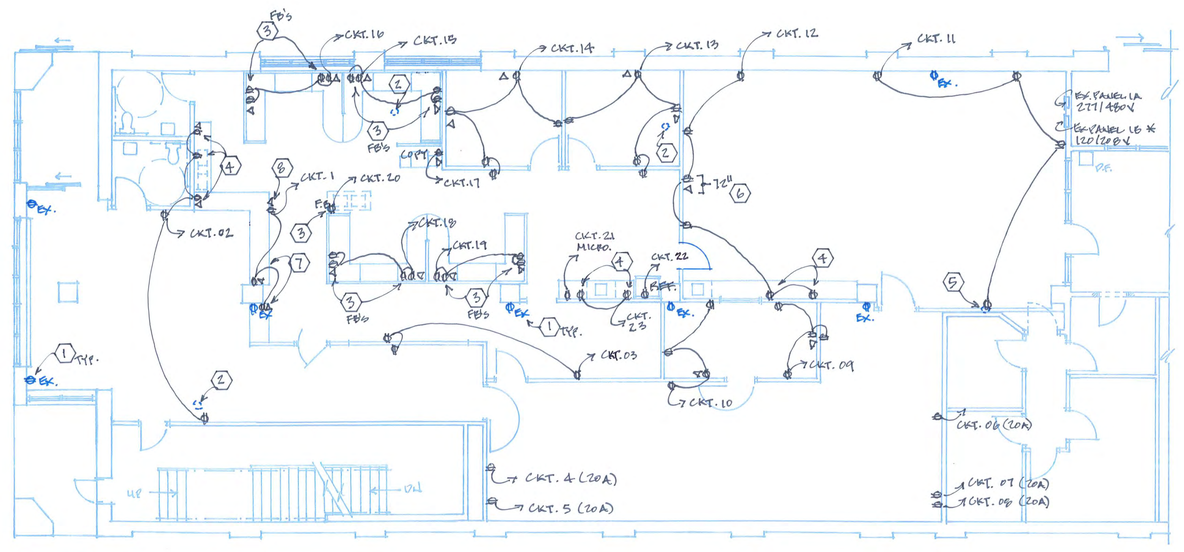

LEGEND

- ⦶ RECEPT. ("FB" FLOOR BOX "EX" EXISTING)
- ▽ DATA/COM.
- "CKT." CIRCUIT (PANEL 1B)*

1ST FLR PLAN - ELECTRICAL POWER & DATA PLAN

1/8" = 1'

N

CODED NOTES – ELECTRICAL POWER & DATA PLAN (SHT. E-1):

1. EXISTING RECEPTACLE LOCATIONS TO REMAIN. VERIFY CIRCUITS AND MAINTAIN. TYPICAL ALL LOCATIONS MARKED "EX".
2. EXISTING FLOOR RECEPTACLE BOX LOCATION TO BE REMOVED AND TERMINATED BACK TO SOURCE. PATCH FLOOR TO MATCH EXISTING (GROUT FILL).
3. POWER AND DATA LOCATIONS TO BE IN FLOOR BOXES. DRILL AND INSTALL AFTER OFFICE FURNITURE AND EQUIPMENT ARE SET AND COORDINATE PLACEMENT WITH ALL POSSIBLE OBSTRUCTIONS.
4. COUNTER TOP HEIGHT LOCATIONS. COORDINATE WITH INTERIOR ELEVATIONS ON SHEET 2 AND FIELD CONDITIONS. VERIFY ALL LOCATIONS WITH COUNTY.
5. EXISTING RECEPTACLE LOCATION TO BE RE-WORKED FOR NEW LOCATION.
6. COORDINATE HEIGHT AND PLACEMENT WITH COUNTY PROVIDED AV SYSTEM COMPONENTS.
7. INSTALL LOCATIONS ON EXISTING COLUMN COVER ABOVE COUNTER TOP HEIGHT(S). REFER TO ELEVATIONS ON SHEET 2.
8. INSTALL ON CASEWORK END PANEL. REFER TO PLAN AND ELEVATIONS ON SHEET 2. COORDINATE WITH CASEWORK PROVIDER TO ALLOW RECESSED INSTALLATION IN PANEL. RUN CONDUIT CONCEALED IN CASEWORK. MOUNT BOXES JUST BELOW COUNTER TOP HEIGHT AS APPROVED BY COUNTY.

PANEL 1B

120/208 VOLT THREE-PHASE 4-WIRE 200 AMP MCB

#	DESCRIPTION	WIRE	BKR	LOAD		LOAD	BKR	WIRE	DESCRIPTION	#
1	RECEPTION DESK OUTLETS	#12	20/1	540	A	900	20/1	#12	LOBBY OUTLETS	2
3	HALLWAY OUTLETS	#12	20/1	540	B	180	20/1	#12	POLE BOOTH #2	4
5	POLE BOOTH #1	#12	20/1	180	C	180	20/1	#12	POLE BOOTH #3	6
7	POLE BOOTH #4	#12	20/1	180	A	180	20/1	#12	POLE BOOTH #5	8
9	STORAGE ROOM OUTLETS	#12	20/1	720	B	720	20/1	#12	STORAGE ROOM OUTLETS	10
11	CONFERENCE RM OUTLETS	#12	20/1	720	C	1080	20/1	#12	CONFERENCE RM OUTLETS	12
13	OFFICE #1 OUTLETS	#12	20/1	900	A	900	20/1	#12	OFFICE #2 OUTLETS	14
15	CUBICLE #1 OUTLETS	#12	20/1	720	B	720	20/1	#12	CUBICLE #2 OUTLETS	16
17	COPY MACHINE	#12	20/1	180	C	720	20/1	#12	CUBICLE #4 OUTLETS	18
19	CUBICLE #3 OUTLETS	#12	20/1	720	A	180	20/1	#12	COFFEE FLOOR OUTLETS	20
21	MICROWAVE	#12	20/1	180	B	180	20/1	#12	REFRIGERATOR	22
23	MICRO COUNTER OUTLET	#12	20/1	360	C	180	20/1	#12	CONVENIENCE OUTLET	24
25	SPARE	#12	20/1		A	180	20/1	#12	CONVENIENCE OUTLET	26
27	SPARE	#12	20/1		B		20/1	#12	SPARE	28
29	VOTING ROOM OUTLETS	#12	20/1	360	C		20/1	#12	SPARE	30
31	SPARE	#12	20/1		A		20/1	#12	SPARE	32
33	SPARE	#12	20/1		B		20/1	#12	SPARE	34
35	SPARE	#12	20/1		C		20/1	#12	SPARE	36
37	SPARE	#12	20/1		A		20/1	#12	SPARE	38
39	SPARE	#12	20/1		B		20/1	#12	SPARE	40
41	SPARE	#12	20/1		C		20/1	#12	SPARE	42

34.97 AMPS	2340	A	2340	12.99 PHASE A TOTAL AMPS
	2160	B	1800	10.99 PHASE B TOTAL AMPS
	1800	C	2160	10.99 PHASE C TOTAL AMPS
				16.49 TOTAL AMPS

PANEL 1A

277/480 VOLT THREE-PHASE 4-WIRE 200 AMP MCB

#	DESCRIPTION	WIRE	BKR	LOAD		LOAD	BKR	WIRE	DESCRIPTION	#
1	POLE LIGHTS	#12	20/1	480	A	480	20/1	#12	CUBICLE LIGHTS	2
3	MAIN WORK AREA LIGHTS	#12	20/1	720	B	240	20/1	#12	STORAGE ROOM LIGHTS	4
5	CONFERENCE ROOM LIGHTS	#12	20/1	720	C	240	20/1	#12	OFFICE LIGHTS	6
7	SPARE	#12	20/1		A		20/1	#12	SPARE	8
9	HEAT PUMP 47	#12	20/1		B		20/1	#12	HEAT PUMP 48	10
11	HEAT PUMP 47	#12	20/1		C		20/1	#12	HEAT PUMP 48	12
13	HEAT PUMP 47	#12	20/1		A		20/1	#12	HEAT PUMP 48	14
15	HEAT PUMP 44	#12	20/1		B		20/1	#12	HEAT PUMP 42	16
17	HEAT PUMP 44	#12	20/1		C		20/1	#12	HEAT PUMP 42	18
19	HEAT PUMP 44	#12	20/1		A		20/1	#12	HEAT PUMP 46	20
21	HEAT PUMPS 45,49	#12	20/1		B		20/1	#12	WALL HEATER WH-1	22
23	HEAT PUMPS 41,43	#12	20/1		C				SPARE	24
25	ELECTRIC BASEBOARD EB-8	#12	20/1		A				SPARE	26
27	SPARE	#12	20/1		B				SPARE	28
29	SPARE	#12	20/1		C				SPARE	30
31	SPARE	#12	20/1		A				SPARE	32
33	SPARE	#12	20/1		B				SPARE	34
35	SPARE	#12	20/1		C				SPARE	36
37	SPARE	#12	20/1		A				SPARE	38
39	SPARE	#12	20/1		B				SPARE	40
41	SPARE	#12	20/1		C				SPARE	42

			ADD.	EXISTING	
26.88 AMPS	480	A	480	1.16	6.79	7.95 PHASE A TOTAL AMPS
	720	B	240	3.16	4.58	5.74 PHASE B TOTAL AMPS
	720	C	240	3.16	11.83	12.99 PHASE C TOTAL AMPS
			3.48	23.2	26.68	TOTAL AMPS

REVISIONS	BY
BID SET 7-11-2019	

ALLEN COUNTY THIRD DISTRICT COURT OF APPEALS BUILDING
BOARD OF ELECTIONS
PARTIAL FIRST FLOOR REMODEL
204 NORTH MAIN STREET LIMA, OHIO 45801

OVERHOLT MOORMAN ELECTRIC
217 S. WALNUT ST.
VAN WERT, OH 45891
419-238-0044

STATE OF OHIO FRANK V. RAZINGER III E-71917 REGISTERED PROFESSIONAL ENGINEER

DATE 03-21-2019
SCALE
DRAWN
JOB 19.03
SHEET E-1